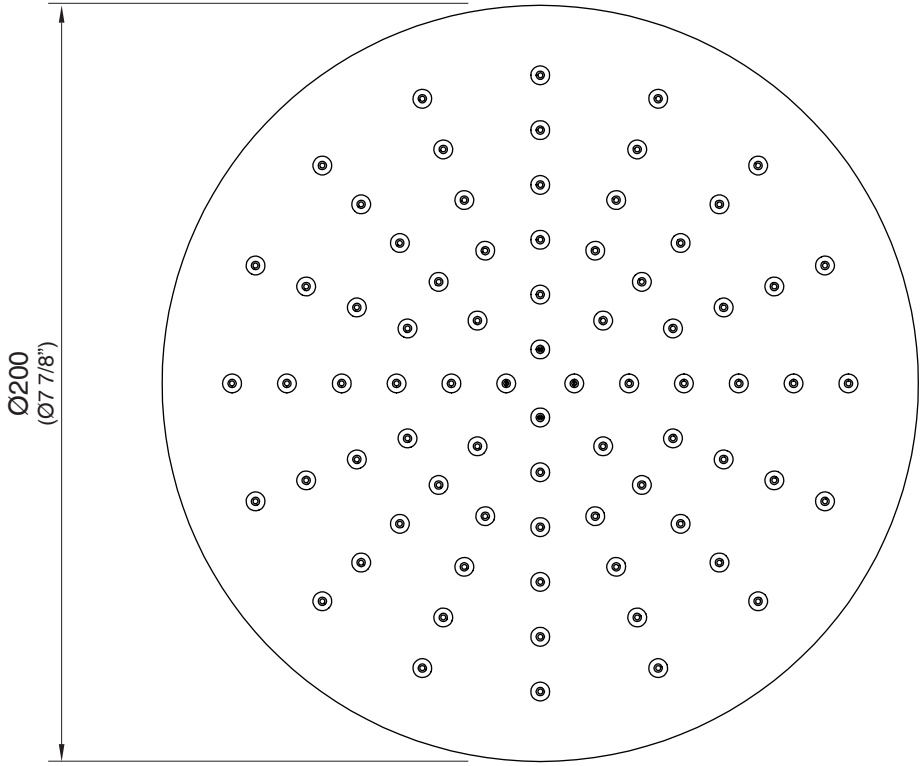

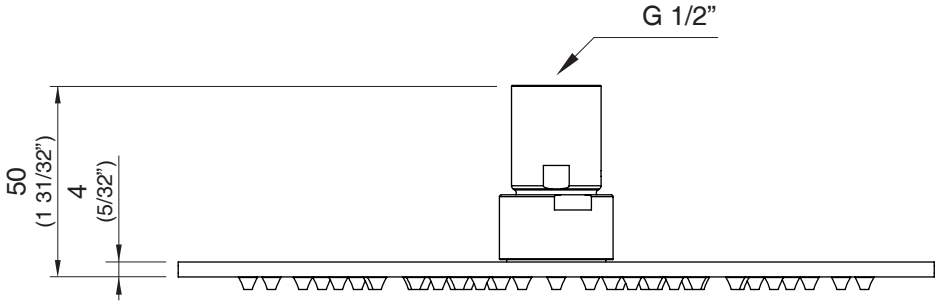

FRE12_REV15

CEA DESIGN STUDIO

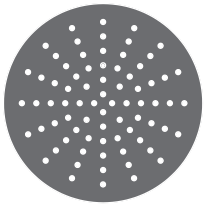

FRE12/FREE IDEAS

AISI 316/L STAINLESS STEEL

Soffione orientabile rotondo
con ugelli in silicone trasparente e
bilanciatore di pressione

Round adjustable shower head
with transparent silicone nozzles
and pressure regulator

PRODOTTI CORRELATI / RELATED PRODUCTS

BRA01 - BRA02 - BRA03 - BRA04 - BRA05 - BRA06
BRA07 - BRA08 - SET15

MANUTENZIONE / MAINTENANCE

NON UTILIZZARE DO NOT USE	HCl	acido clorico e muriatico *cloric and muriatic acid*
	HFl	acido fluoridrico *hydrofluoric acid*
	NaClO	ipoclorito di sodio *chlorine bleach*
UTILIZZARE TO USE	PH 7	sapone a PH neutro *neutral PH soap*

Questi disegni sono proprietà di CEADESIGN SRL s.u. pertanto non potranno essere utilizzati e/o comunicati a terzi, anche in forma parziale, senza preventiva autorizzazione. CEADESIGN SRL s.u. si riserva il diritto di apportare modifiche ai disegni al fine di migliorare il prodotto.

CEADESIGN SRL s.u. has the property rights on these drawings, therefore they cannot be used and/or transferred to third party, even in partial form, without any prior authorization. Furthermore CEADESIGN SRL s.u. reserves the right to apply any change to these drawings in order to upgrade the product.

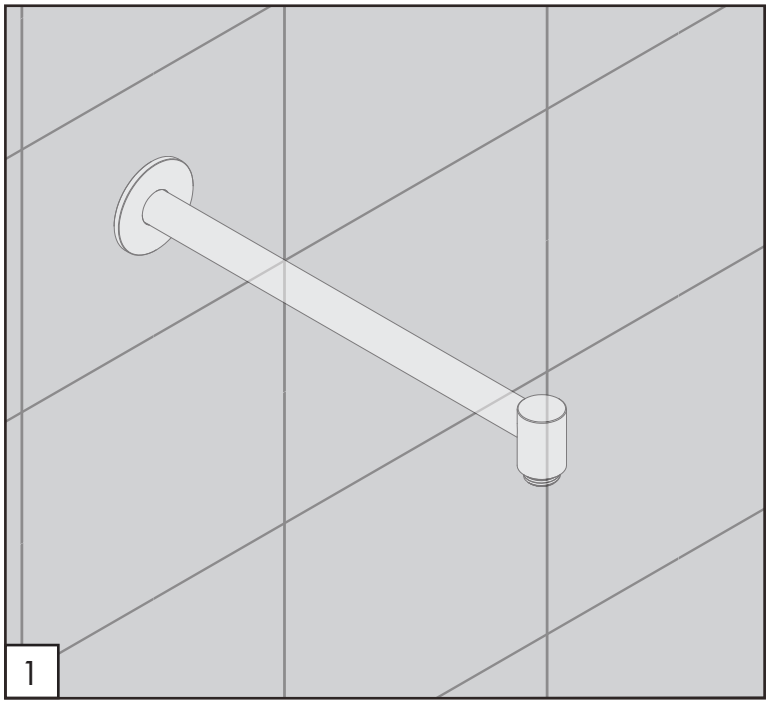

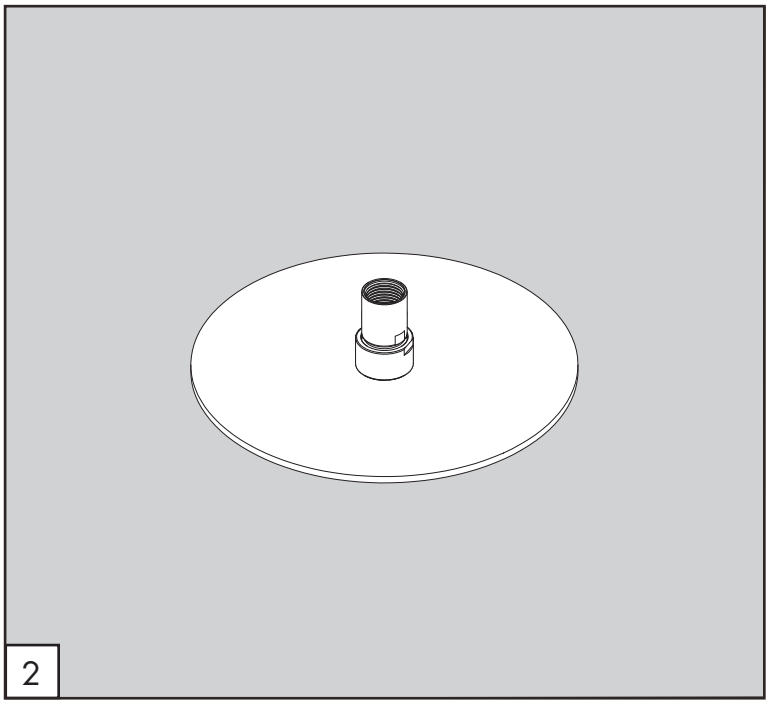

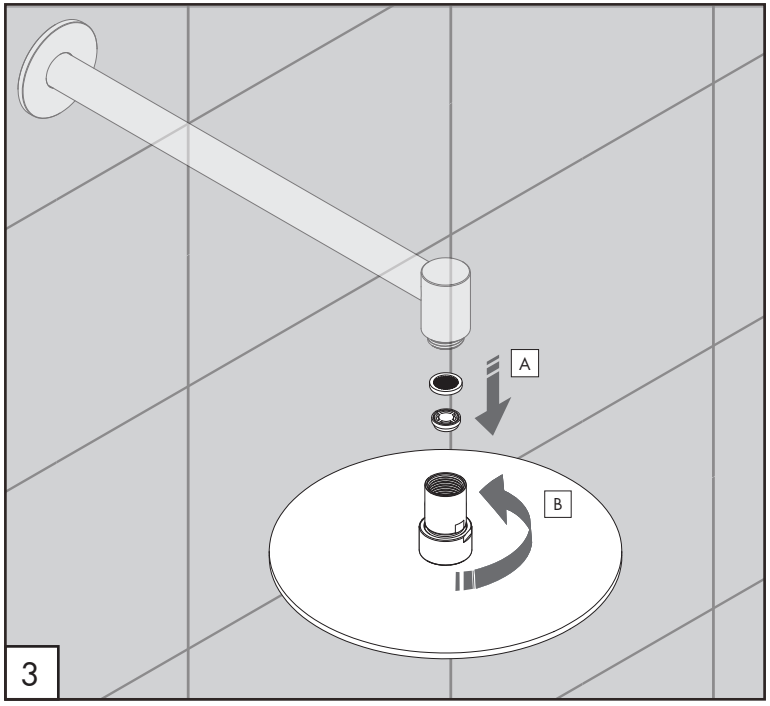

PULIZIA / CLEANING / SAUBEKEIT / LIMPIEZA / NETTOYAGE

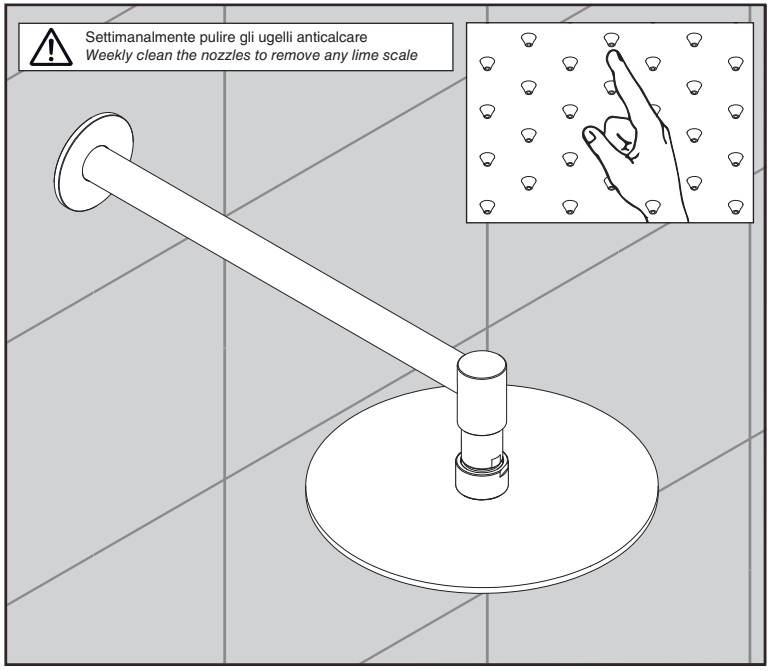

FRE12_REV15

AVVERTENZE TECNICHE

Risciacquare bene le tubazioni prima del montaggio ed evitare sbalzi di pressione.
In caso di pressioni statiche superiori a 5 bar si raccomanda l'installazione di un riduttore di pressione per evitare danni al soffione.

TECHNICAL WARNINGS

The pipes have to be rinsed thoroughly before installation to avoid pressure differences.
Use of a pressure reducer when static pressure is higher than 5 bar to avoid dammage of the shower head.

TECHNISCHE WARNUNG

Spülen Sie die Leitungen vor dem Einbau und verhindern Sie Wasserdruckwechsel.
Wenn Wasserddruck größer als 5 bar ist, bitte reduzieren Sie den Systemdruck, um Beschädigung der Kopfbrause zu verhindern.

ADVERTENCIA TÉCNICA

Purgar bien las tuberías antes de la instalación y evitar cambios bruscos de presión.
En caso de presión estática mayor de 5 bar, se recomienda el uso de un adaptador de presión para evitar daños en el rociador.

ADVERTISSEMENTS TECHNIQUES

Rincer les tuyaux avant l'installation. Eviter grandes differences de pression.
En cas de pressions statique de plus de 5 bar, nous vous recommandons d'installer un réducteur de pression pour éviter des dommages à la douche de tête.

TEMPERATURA DI ESERCIZIO / WORKING TEMPERATURE

max. 70 °C
max. 158 °F

Le portate indicate sono alla pressione consigliata di 3 bar
The indicated flow rates are at the recommended pressure of 3 bar

IN DOTAZIONE / INCLUDED

Riduttore di portata montato / *Mounted flow regulator*
7,6 l/min / *2 gpm*

SU RICHIESTA / ON DEMAND

Riduttore di portata / *Flow regulator*
6,8 l/min / *1.8 gpm*

ceadesign.it

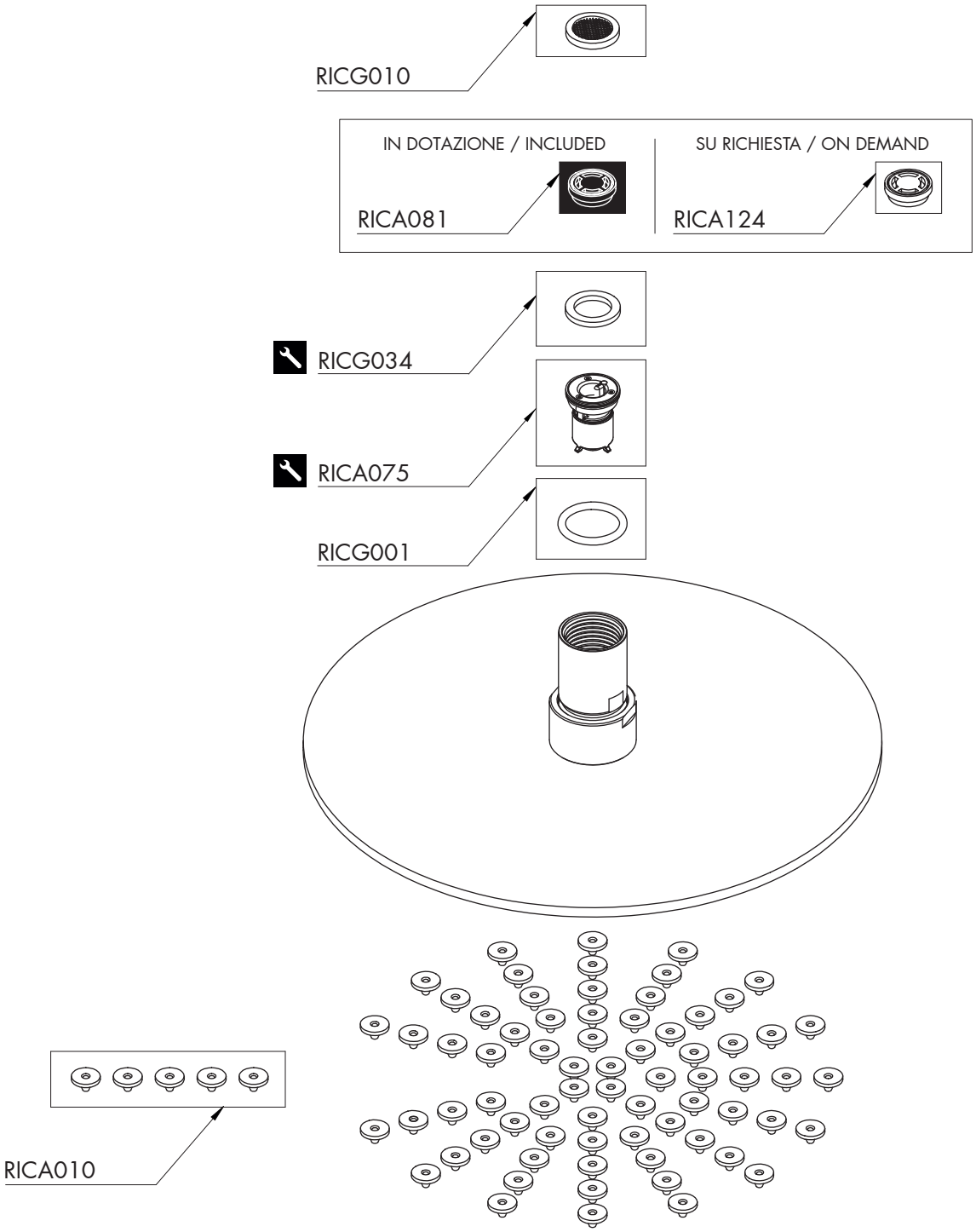

FRE12_ REV15

RICAMBI / SPARE PARTS

RICA010	Ugelli in silicone trasparente *Transparent silicone nozzles*
RICA081	**Riduttore di portata / *Flow regulator*** **7,6 l/min / *2 gpm***
RICA075	Riduttore di pressione / *Pressure regulator*
RICG001	Guarnizione / *Gasket*
RICG010	Guarnizione / *Gasket*
RICG034	Guarnizione / *Gasket*

AERATORE SU RICHIESTA / AERATOR ON DEMAND

RICA124	Riduttore di portata / *Flow regulator* 6,8 l/min / *1.8 gpm*

⚠ Conservare gli strumenti inclusi nel prodotto e utilizzati per l'installazione perchè riutilizzabili per i ricambi.

Please, keep the tools included in the item pack and employed for its installation, to re-used them for the spare parts.

Die Werkzeuge, die Sie für die Installation des Produktes benutzt haben, bitte aufbewahren, da sie auch für die Installation der Ersatzteile benutzt werden können.

No tirar las herramientas incluidas en el producto y usadas durante la instalación puesto que se pueden reutilizar para los recambios.

Veuillez conserver les outils inclus dans la boite du produit et employés pour son installation, parce que réutilisables pour les pièces de rechange.

LEGENDA / LEGEND

ICONE / ICONS

Utensile incluso nel ricambio
Tool included in spare part

ceadesign.it